


# CERAMIC SMD TYPE SX-7



- Four pad ceramic surface mount package
- AT cut
- Tight tolerance/stability
- Using highly reliable seam weld method
- Taping and reel available, automatic mountable
- Pb-free and RoHS compliance

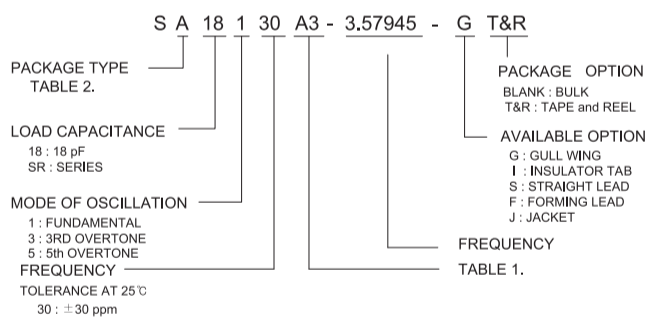
## ELECTRICAL SPECIFICATIONS

Frequency Range	6.000 to 125.000MHz
Operating Temperature Range	-10 to +60°C (STD), -20 to +70°C, -40 to 85°C, or specify
Storage Temperature Range	-40 to +85°C
Frequency Tolerance (at 25°C)	±15, ±30, ±50ppm(STD), or specify
Frequency stability Over Operating Temperature Range	See Table1 in page 4
Load Capacitance(CL)	18pF(STD), Custom CL≥10pF or Series Resonant
Drive Level	100μW(500μW max.)
Shunt Capacitance(Co)	7.0pF max.
Aging (at 25°C)	±5.0ppm/year max.
Insulation Resistance	500MΩ min. at 100V <sub>DC</sub>

## EQUIVALENT SERIES RESISTANCE(ESR)

Frequency Range(MHz)	ESR(Ω MAX.)	Mode of Oscillation
6.000 ~ 6.999	120	Fundamental
7.000 ~ 9.999	70	Fundamental
10.000 ~ 11.999	60	Fundamental
12.000 ~ 14.999	60	Fundamental
15.000 ~ 19.999	50	Fundamental
20.000 ~ 34.999	40	Fundamental
35.000 ~ 43.999	80	3rd Overtone
44.000 ~ 49.999	60	3rd Overtone
50.000 ~ 79.999	60	3rd Overtone
80.000 ~ 156.250	60/150	3rd / 5th

## PART NUMBERING GUIDE



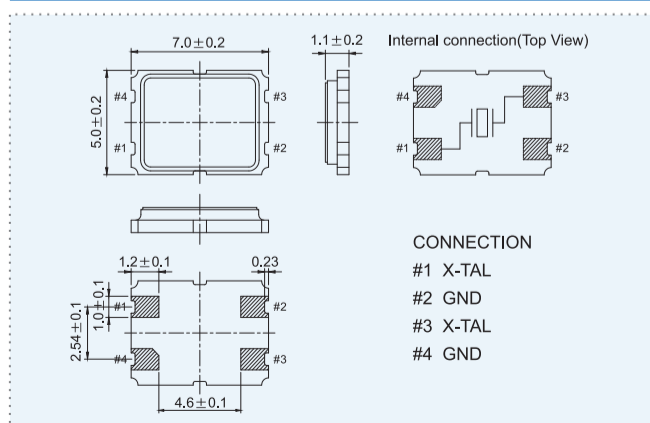
## TABLE 1.

Temp	Stability	±5	±7.5	±10	±15	±20	±30	±50	±100
		1	2	3	4	5	6	7	8
-10 ~ 60°C	A	*	*	*	*	*	*	*	*
-20 ~ 60°C	B	*	*	*	*	*	*	*	*
0 ~ 70°C	C	*	*	*	*	*	*	*	*
-10 ~ 70°C	D	*	*	*	*	*	*	*	*
-20 ~ 70°C	E	*	*	*	*	*	*	*	*
-30 ~ 60°C	F	*	*	*	*	*	*	*	*
-20 ~ 85°C	G	*	*	*	*	*	*	*	*
-30 ~ 70°C	H	*	*	*	*	*	*	*	*
-30 ~ 85°C	I	*	*	*	*	*	*	*	*
-40 ~ 85°C	J	*	*	*	*	*	*	*	*
-40 ~ 90°C	K	*	*	*	*	*	*	*	*
-40 ~ 105°C	L	*	*	*	*	*	*	*	*

## TABLE 2.

A	B	C	D	E	F	G	H	J	K	L	M	N	O	P	Q
HC-49/U	HC-49/T	ATS-25/U	ATS-49/U	ATS-51/U	UM-1	UM-4	UM-5	SX-1	SX-3	SX-5	SX-7	SX-6	SX-8	SX-32	SX-22

## MECHANICAL DIMENSIONS (mm)



## LAND PATTERN (mm)

